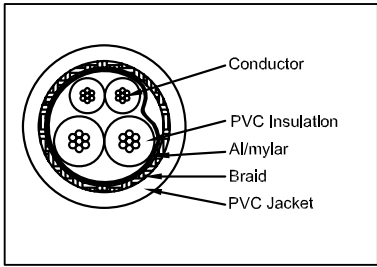
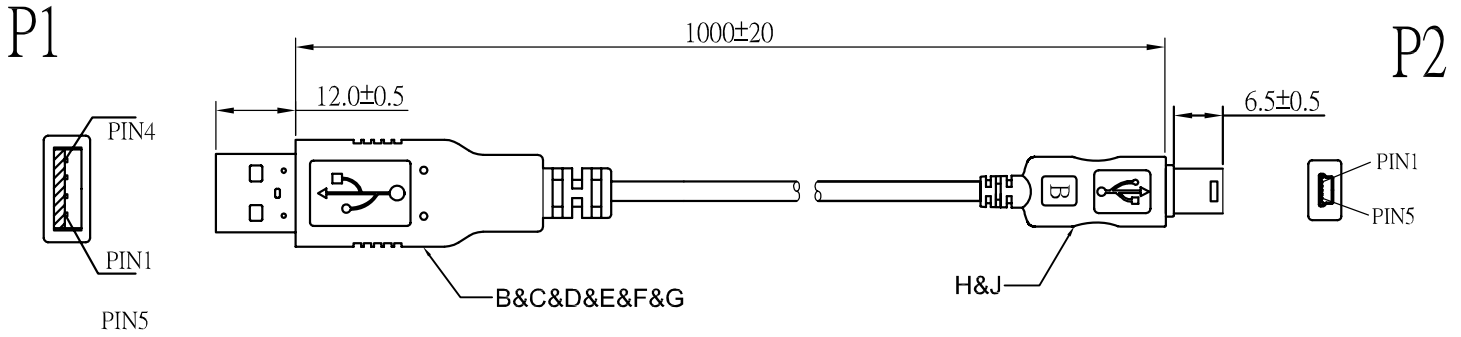


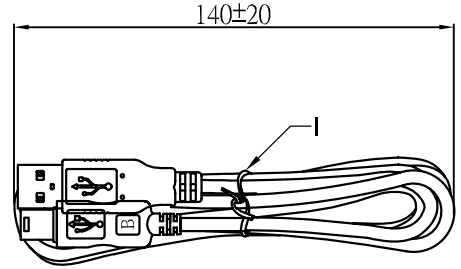
THE DRAWING WAS CONTROLLED BY COMPUTER  
RESULTLESS BY DRAFT REVISION

RELEASE		
NO.	SPECIFICATION	DATE



WIRING TABLE

P1	COLOR	P2
PIN1	RED	PIN1
PIN2	WHITE	PIN2
PIN3	GREEN	PIN3
PIN4	BLACK	PIN5
SHELL	Drain Wire+Braid	SHELL



No.	SPECIFICATION	COLOR
A	UL20276 [(#28*1PR)+(#26*2C)+AEB] OD:3.5mm	BLACK
B	USB A/M White Pet Indent	WHITE
C	USB A/M Back Shell Ni Plated	
D	USB A/M Front Shell Ni Plated	
E	USB A/M White PBT Insulator Gold Plated Terminal 30u"	
F	Inner Molding:PE	TRANSPARENT
G	Outer Molding:PVC	BLACK
H	MINIUSB2.0-B 5PIN Balck PBT Insulator Terminal Gold Plated 30 μ Front Shell,Tin Plated Back Shell	
I	TIE:2.0×100mm	BLACK
J	PVC:45P	BLACK

- NOTE: 1.All material conform to RoHS Standard.  
 2.Conduction resistance: 3 Ω (MAX) ;  
 3.Insulation resistance: 10M Ω (MIN) /250V DC;  
 4.Hi-pot Test: 300V DC ;

APPROVED BY CUSTOMER

Freltec GmbH

PART NO: 302-051-1000-USB1-USBCB1-USB2-01

TITLE

USB A/M TO MINI USB 5PIN

DRAWING NO: ALD-FR-DC002

UNIT	RELEASE	SKETCH MAP	APPROVED BY	CHECKED BY	DRAWN BY	DATE	SHEET
mm	A		Nature	Mark	Lindy	2008-09-18	1 of 1